

Outdoor Directional Panel Antenna

ODV-065R15K15K XXPol, 1710-2170/1710-2170MHz, 65°/65°,
15.3dBi/15.3dBi



Technical Specifications

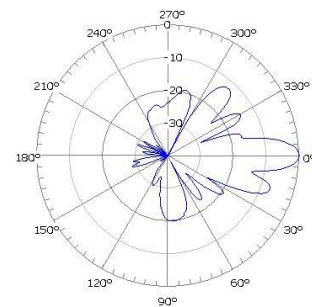
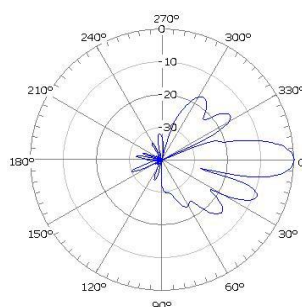
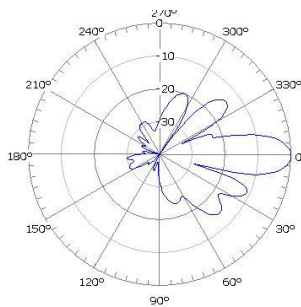
Electrical				
Frequency Range	MHz	1710-1880	1850-1990	1920-2170
Polarization		± 45		
Gain	dBi	14.7	15.0	15.3
Horizontal Beamwidth	deg	65		
Vertical Beamwidth	deg	13		
Electrical Downtilt Range	deg	0-16		0-16
First Upper Sidelobe Suppression	dB	> 15		
Front-To-Back Ratio	dB	> 25		
VSWR		≤ 1.5:1		
Isolation Between Ports	dB	> 28		
Cross-polar Discrimination @ 0°	dB	> 17		
3rd Order Intermodulation @ 2x43 dBm	dBc	< -150		
Maximum Power per Port	W	250		
Impedance	Ω	50		
Lightning Protection		Direct Ground		



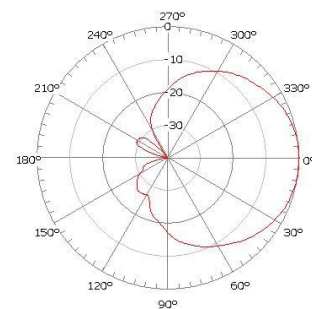
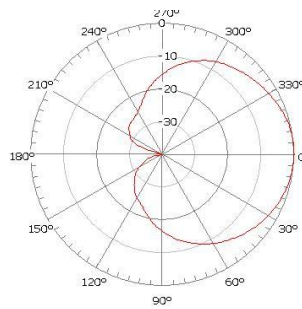
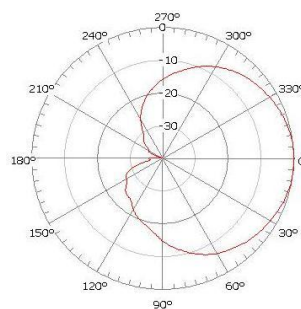
Mechanical		
Dimensions, HxWxD	mm (in)	743x320x110(29.2x12.6x4.3)
Weight, without Mounting kit	kg (lb)	12.5 (27.6)
Weight, with Mounting kit	kg (lb)	14.9(32.8)
Radome Material and Color		Fiberglass, Light Grey,
Reflector Material		Aluminum
Radiating Element Material		Zinc Composite
Connector Type and Location		4 x 7/16 DIN-Female, Bottom
Operational Temperature	°C	-55 to +70
Operational Humidity	%	≤ 95
Operational Wind Speed	km/h (mph)	200(124.3)
Shipping Dimensions, HxWxD	mm (in)	940x395x200 (37.0x15.5x7.9)
Shipping Weight	kg (lb)	18 (39.7)

Antenna Pattern

Vertical pattern



Horizontal pattern



1710MHz @ 0°

1920MHz @ 0°

2170MHz @ 0°