

Outdoor Directional Panel Antenna

ODP-065V18Bxx

VPol, 806-960MHz, 65°, 18.2dBi



Technical Specifications

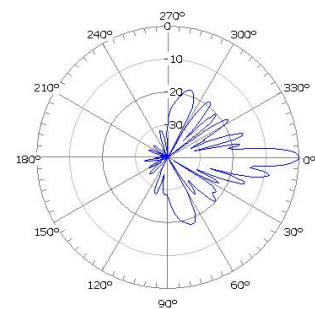
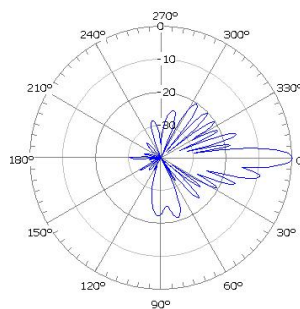
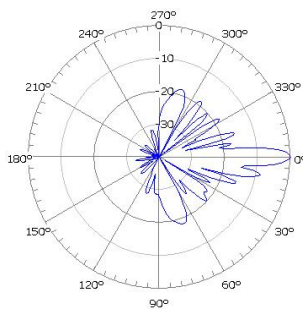
Electrical			
Frequency Range	MHz	806-896	870-960
Polarization		Vertical	
Gain	dBi	17.7	18.2
Horizontal Beamwidth	deg	65	
Vertical Beamwidth	deg	6.5	
Electrical Downtilt - Fixed (Options)	deg	0, 3, 6, 9	
First Upper Sidelobe Suppression	dB	> 18	
Null Fill	dB	< 22	
Front-To-Back Ratio	dB	> 28	
VSWR		≤ 1.4:1	
3rd Order Intermodulation @ 2x43 dBm	dBc	< -150	
Maximum Power	W	500	
Impedance	Ω	50	
Lightning Protection		Direct Ground	

Mechanical			
Dimensions, HxWxD	mm (in)	2615x265x141(102.7x10.4x5.5)	
Weight, without Mounting kit	kg (lb)	20.8(45.9)	
Weight, with Mounting kit	kg (lb)	27.3(60.2)	
Radome Material and Color		Fiberglass, Light Grey, RAL7035	
Mounting Kit		00-ZJ10(08)	
Reflector Material		Aluminum	
Radiating Element Material		Zinc Composite	
Connector Type and Location		7/16 DIN-Female, Bottom	
Operational Temperature	°C	-55 to +70	
Operational Humidity	%	≤ 95	
Operational Wind Speed	km/h (mph)	200 (124.3)	
Shipping Dimensions, HxWxD	mm (in)	2915x375x280(114.5x14.7x10.9)	
Shipping Weight	kg (lb)	32.8(72.3)	

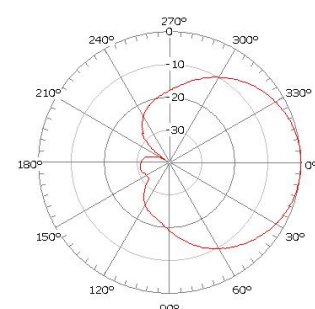
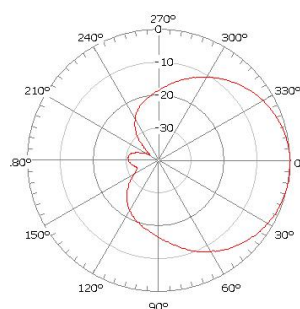
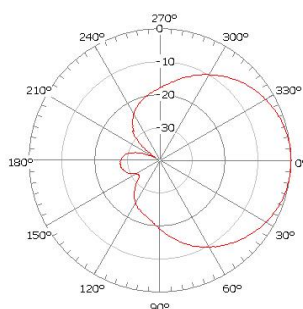


Antenna Pattern

Vertical pattern



Horizontal pattern



824MHz @ 0°

915MHz @ 0°

960MHz @ 0°