

Outdoor Directional Dual-band Antenna

ODP-065R18BV/18KV XXPol, 806-960/1710-2170MHz, 65°, 17.2/17.8dBi



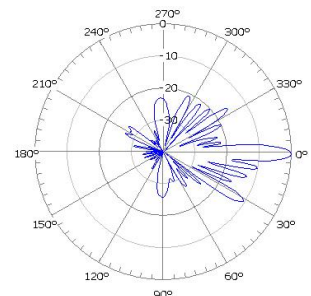
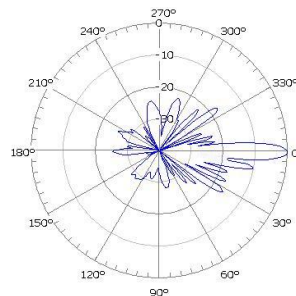
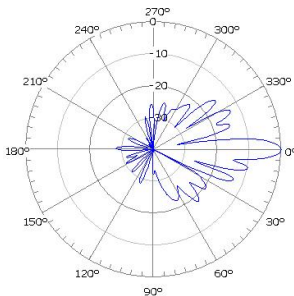
Technical Specifications

Electrical						
Frequency Range	MHz	806-896	870-960	1710-1880	1850-1990	1920-2170
Polarization		± 45				
Gain	dBi	16.7	17.2	17.5	17.6	17.8
Horizontal Beamwidth	deg	65		63		
Vertical Beamwidth	deg	7.5		6.0		
Electrical Downtilt Range	deg	0-7				
First Upper Sidelobe Suppression	dB	>17(0°), >15(4°), >12(7°)		>18(0°), >17(4°), >15(8°)		
Null Fill	dB	< 22				
Front-To-Back Ratio	dB	> 25				
VSWR		≤ 1.5:1				
Isolation Between Ports / Bands	dB	> 28 / > 40				
Cross-polar Discrimination @ 0°	dB	> 17				
3rd Order Intermodulation @ 2x43 dBm	dBc	< -150				
Maximum Power per Port	W	250		100		
Impedance	Ω	50				
Lightning Protection		Direct Ground				

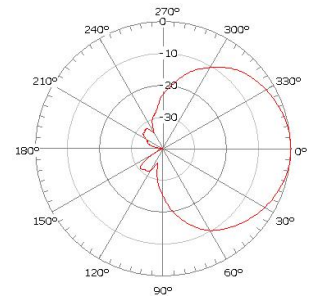
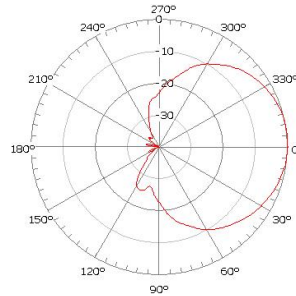
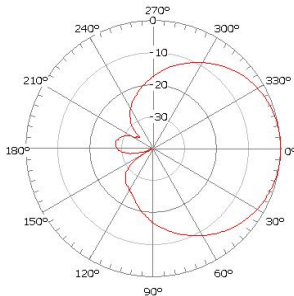
Mechanical		
Dimensions, HxWxD	mm (in)	2615x265x141 (102.8x10.4x5.5)
Weight, without Mounting Kit	kg (lb)	32.5 (71.7)
Weight, with Mounting Kit	kg (lb)	38.5 (84.9)
Radome Material and Color		Fiberglass, Light Grey, RAL7035
Mounting Kit		00-Z110(08)
Reflector Material		Aluminum
Radiating Element Material		Zinc Composite
Connector Type and Location		2 x or 4 x 7/16 DIN-Female, Bottom
Operational Temperature	°C	-55 to +70
Operational Humidity	%	≤ 95
Operational Wind Speed	km/h (mph)	200 (124.3)
Shipping Dimensions, HxWxD	mm (in)	2830x375x280 (111.4x14.8x11.0)
Shipping Weight	kg (lb)	43.5 (95.9)

Antenna Pattern

Vertical pattern



Horizontal pattern



860MHz @ 0°

1880MHz @ 0°

2170MHz @ 0°