

# Outdoor Directional Panel Antenna

ODP-065R17Bxx

XPol, 806-960MHz, 65°, 17.1dBi



## Technical Specifications

### Electrical

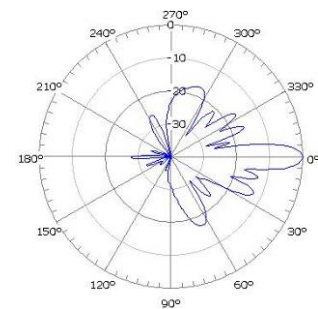
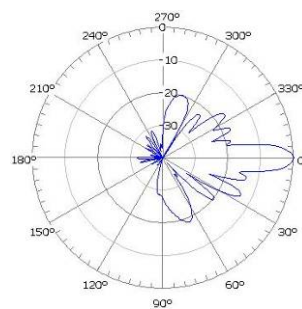
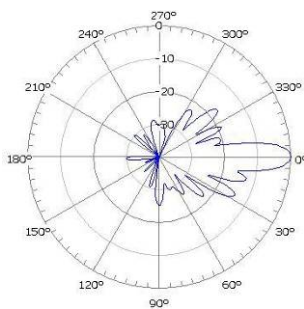
Frequency Range	MHz	806-896	870-960
Polarization		± 45	
Gain	dBi	16.7	17.1
Horizontal Beamwidth	deg	65	
Vertical Beamwidth	deg	9.8	
Electrical Downtilt - Fixed (Options)	deg	0, 3, 6	
First Upper Sidelobe Suppression	dB	> 19	
Null Fill	dB	< 22	
Front-To-Back Ratio	dB	> 29	
VSWR		≤ 1.4:1	
Isolation Between Ports	dB	> 30	
Cross-polar Discrimination @ 0°	dB	> 17	
3rd Order Intermodulation @ 2x43 dBm	dBc	< -150	
Maximum Power per Port	W	500	
Impedance	Ω	50	
Lightning Protection		Direct Ground	

### Mechanical

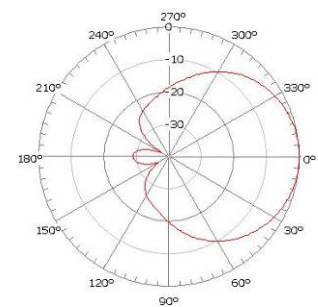
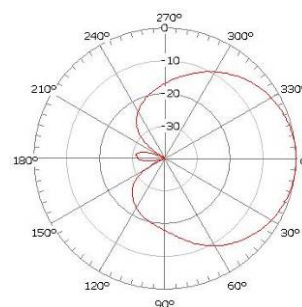
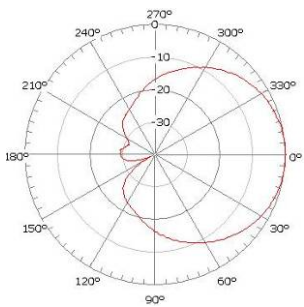
Dimensions, HxWxD	mm (in)	1935x265x141 (76.1x10.4x5.6)
Weight, without Mounting Kit	kg (lb)	17.8 (39.2)
Weight, with Mounting Kit	kg (lb)	23.3 (51.37)
Radome Material and Color		Fiberglass, Light Grey, RAL7035
Mounting Kit		00-ZJ10(12)
Reflector Material		Aluminum
Radiating Element Material		Zinc Composite
Connector Type and Location		2 x 7/16 DIN-Female, Bottom
Operational Temperature	°C	-55 to +70
Operational Humidity	%	≤ 95
Operational Wind Speed	km/h (mph)	200 (124.3)
Shipping Dimensions, HxWxD	mm (in)	2195x320x250 (86.3x12.6x9.8)
Shipping Weight	kg (lb)	33 (72.7)

## Antenna Pattern

Vertical pattern



Horizontal pattern



870MHz @0°

915MHz @0°

960MHz @0°